

PrefactorTech

COMPANY PROFILE



Company Profile

StoryBOARD

5 MIN



ABOUT US

Introduce the history of PrefactorTech, and our team members, partners, locations and solutions currently available.

15 MIN



PRODUCT

Explain and introduce the products and services of the Automation, Digital Twin, and AGV.

5 MIN



APPLICATION

Using projects to show the ability that PrefactorTech is working for application.

5 MIN



CASE STUDY

Show some successful projects for verifying the products and services that PrefactorTech can be provided.

10 MIN



Q & A

Opinions exchange and discussion on company's profiles, products, service.

About us

Our **MISSION**

Our mission is creating "Productivity".

Total Solution



Company PROFILE



AUTOMATION, DIGITAL TWIN, AGV

Our mission is creating "Productivity". PrefactorTech's product is providing "Automation Equipment", "Digital Twin" and "Automatic Guided Vehicle"

Founded in 2008, the core team members mainly from the automotive industry, electronics industry, management consultants.

We are focusing of Metal, Electronics, Automobile, Panels, Semiconductors industries. Our product and service are including Software, Consultants, Automation, Automatic guided vehicles.



Our HISTORY

2008

- PrefactorTech was founded in Nankang Software Incubator.
- At the beginning, we provided consulting and software services.

- Be the reseller from Finnish's Visual Components for Digital Twin.
- Develop a simulation service business.
- Making Automation machine for machine industry.

2009

- The company moved to Xin Zhuang, Taipei
- Making Automation machine for assembly application.
- Making Automation machine for 3C industry.

2014

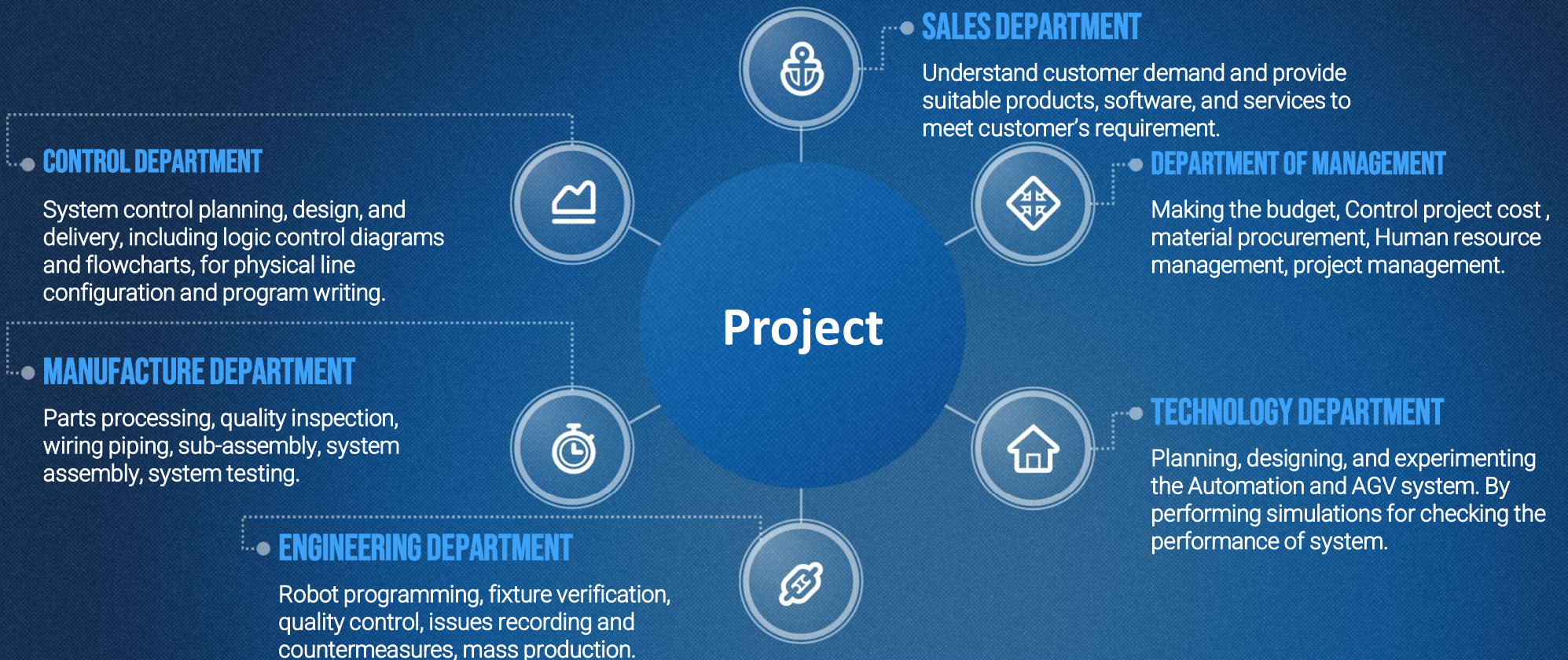
- Relocation factory and RD team to the current factory.
- Develop the mobile robots solution.
- Focus of assembly automation system.

2017

2017

- Awarded the ROC's Ministry of Industry Industrial Bureau Automation Technology Service Company.
- Develop automation for semiconductor industry.

Organization



Our FEATURES



RAPID PLANNING

Accumulate a large number of 3D model database of automation components, that can be quickly designed the system and program planning for clarifying customers' requirements.



DEVELOPMENT

With a strong R&D team, through concept design, sample testing, and experimental confirmation, the equipment development speed is fast and the quality is excellent.



VIRTUAL TO REALITY

System simulation is used to reduce potential risks, balance system tempo and device interaction, and maximize productivity. Let the automation from virtual to reality.



SYSTEM INTEGRATION

The engineering team can use multi-brand robot and have integration experience, which makes the system integration efficient.

BRANCH

BRANCH



01

Taipei Headquarter

- Automation machine design and manufacturing.
- AGV system design and manufacturing.
- Sales of Digital Twin software.
- Product design and development.

01

Product & Service

Our **PRODUCT & SERVICE**



AUTOMATION

Providing the best solution of robotics and automation. Our target is maximizing the efficiency of customer's factory.



DIGITAL TWIN

With the latest simulation software and application experience. We can help customers easy to develop their factory or automation line of our Digital Twin solution.



AGV

Greentrans automatic guided vehicle can help customer to improve the efficiency of factory logistic. We also using the virtual software for planning, it's will so easy for the implement of Logistics Automation



SIMULATION SERVICE

With simulation technology, software and industrial engineering technology, the simulation service is used to confirm the whole plant planning and equipment process capability.

Automation

Application



ASSEMBLY



LOADING/UNLOADING



LABELING



WELDING



DEBURRING



TESTING

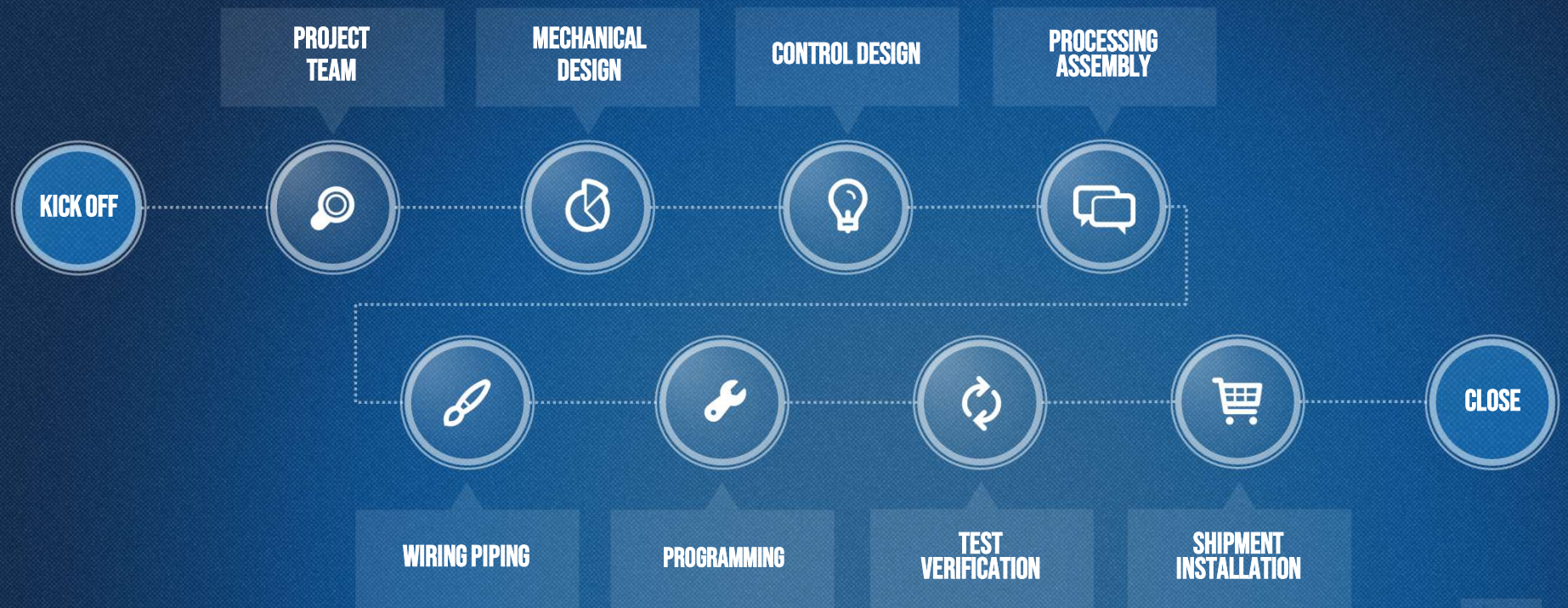


INSPECTION



SPECIAL MACHINE

Project **WORKFLOW**



Manufacture **PROCESS**



LOGISTIC

The project materials are included in batches and managed after quality check. We put those material into the basket for assembly.



MACHINING

The parts are processed and manufactured by the CNC machine equipment, or modified and adjusted, and then delivered for assembly team.



ASSEMBLY


According to the drawings, the sub-assembly modules, components, and some parts from market will be assembled, tested, verified, and then delivered to the next station.



SYSTEM INTEGRATION

Wiring, piping, PLC and robot programming, and then testing and verification of the module, and finally the overall test and delivery.

Automation PROJECT




Automatic Guided Vehicle

Greentrans Automatic Guided Vehicle

THE BEST LOGISTIC SOLUTION

GreenTrans Automatic Guided Vehicle is designed by the production technology department of China Motor Corporation in Taiwan. With abundant practical experiences in production automation planning and in production improvement, we provide AGV system solutions for our customers in accordance of their actual demands in production, so as to assist our customers to fulfill automated and flexible production. The sister company of GreenTrans Corporation, Jiangsu GreenTrans Electromechanical CO., LTD, benefits from its location advantage, is fully capable of providing quality and rapid services in China. GreenTrans Automatic Guided Vehicle is your best choice for transport equipment.



Project **WORKFLOW**



DEMAND CONFIRMATION

- Define the size, weight, and quantity of the goods.
- Define the type, size, weight, and quantity of the cargo container.
- Current size, turnover, and loading and unloading of the production line layout.



SIMULATION CONFIRMATION

- Simulated with Visual Component.
- Confirm the feasibility of the program.
- Confirm the frequency and beat of the logistics.



SYSTEM DESIGN

- Define the number and location of the handling points.
- Define handling logic, beats, and turnover.
- Define the handling method, direction, and loop.
- Define the system control mode.



INSTALLATION

- Make relevant area.
- Wiring and installation.
- Write a control program.
- Make a control center.

Mobile ROBOT



MOBILE ROBOT

T12 model with collaborative robot and AGV for your factory.



AGV

AGV with laser navigation, a safety Area sensor, and can directly supply power to the robot for system operation.



COLLABORATIVE ROBOT

TM ROBOT with vision camera, after the object is identified, the deviation of the position can be calibrated.



INTEGRATION

Planning and simulating how the T14 working in your factory.


Digital Twin

Digital Twin

VISUAL COMPONENTS

The Visual Components 4.0 software platform includes a large library of 3D models of industrial robots, automation organizations, and logistics systems.

The 3D model includes intelligent parametric functions that quickly change the appearance, size, and functionality of 3D models, dramatically reducing the time required for modeling and layout. Together with the quick and easy-to-use functions of Visual Components 4.0, the simulation efficiency of robot simulation and logistics is greatly improved, making the layout and design of the automation system very fast and simple. It is an indispensable tool for planning automation equipment.



Application



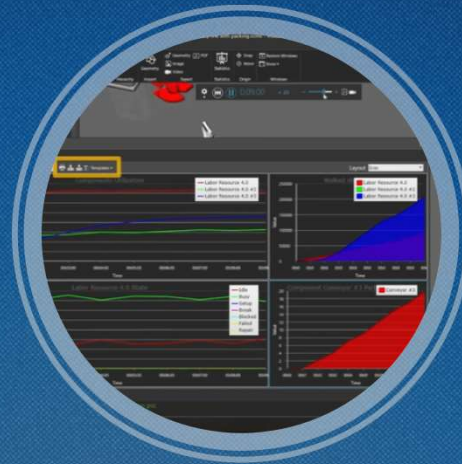
PROCESS

Simulation confirmation can be performed for the factory process.



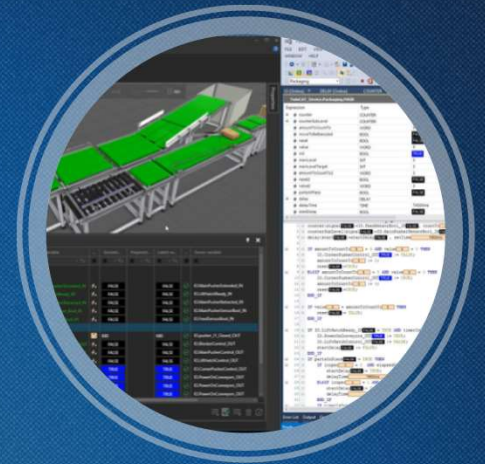
AUTOMATION

Automation and robot planning and design, verify the feasibility of the system, process, control.



STATISTICAL

Perform statistics and analysis, learn about the advantages and disadvantages of the system, and optimization again.



PLC CONNECTION

The program and signal connection test can be performed through the OPC Server and the physical PLC.

Communication PLATFORM



MULTI-MEDIA PLATFORM

After completing the system planning with Visual Components 4.0, you can output the VR file.

The EXPERIENCE experience version can be installed on a computer or mobile phone to open a 3D dynamic environment confirmation simulation program.

In addition, you can output the VR file format combined with the HTC VR helmet, you can directly watch and discuss.

Simulation Service

Simulation SERVICE

DEMAND CONFIRMATION

After fully confirming the customer's needs, goals, and constraints, after starting the relevant models and data, prepare to build a model for analysis.

MODEL ESTABLISHMENT

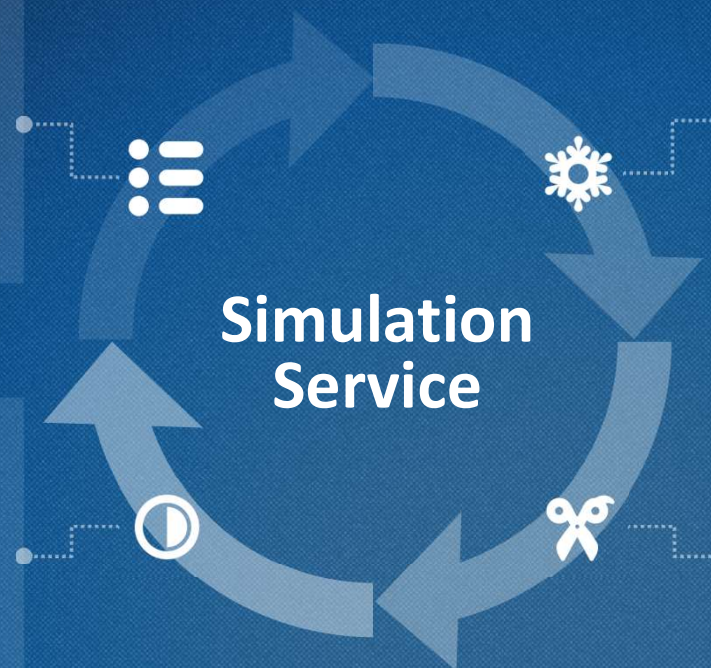
The model to be simulated with the starting data should be established in a direction close to the real object.

ANALYSIS AND RECOMMENDATIONS

Produce analysis reports and explain and discuss with customers while exploring better potential solutions.


SYSTEM SIMULATION

After the simulation according to the right parameters, it includes the confirmation of the layout, organization, utilization, output and other items.



Success Story

Success STORY



VIRTUAL TO REALITY

PrefactorTech discuss the demand from the customer, provide the possible solution with 3D simulation animation.

After reviewing with the customer, it gradually converges to a feasible solution, which includes confirmation of interference, utilization, layout, etc.

Eventually, the automation project will be implemented through contracts.

Customer

Customer

Automobile

- Yulon Motor, China Motor, Yamaha Motor, KYMCO Motor, Sanyang Motor, LioHo Machine, etc.

Electronics

- LiteOn, Inventec, iac, Kinpo, Transcend, Wistron, Moxa, Panasonic, Delta, Pegatron, Jabil

PCB

- WUS Printed Circuit · Unitech, etc.

Machining

- China Precision Die Casting · HoTa Group ·

Automation

- Chroma ATE Inc, GPM, Usuntek

Machine builder

- Tongtai , Victor Taichun, YCM, Deta Machine, MazaK ·

Research institution

- ITRI Taiwan · PMC

Shoe

- Pou Chen Group, FengTay, Nike

Semi-Conductor

- TSMC, TI, NanYa, etc.

Robot

- EPSON · KUKA · ABB · TM ·

Academic institution

- National Tsing Hua University, Tamkang University



THANK YOU

886-2-8978-1890 , service@prefactortech.com

PrefactorTech